

# 2012 disasters in numbers in Asia\*

## Top 10

Disasters by number of deaths - 2012<sup>(1)</sup>

Flood, August-October	Pakistan	480
Earthquake, August	Iran Islam Rep	306
Flood, July	Korea Dem P Rep	169
Avalanche, April	Pakistan	135
Flood, April-May	China P Rep	132
Flood, June-July	India	120
Flood, August	Philippines	116
Earthquake, February	Philippines	113
Flood, June-July	Bangladesh	110
Flood, June-July	China P Rep	91

(1): Includes the reported missing persons

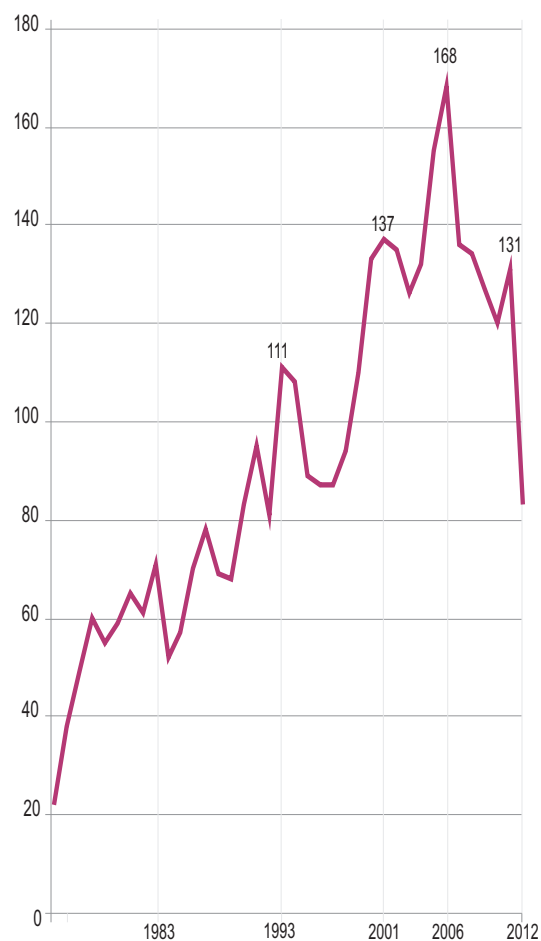
Number of reported disasters by country - 2012

China, P Rep	18
Philippines	16
Indonesia	10
Afghanistan	9
India	5
Pakistan	4
Viet Nam	4
Bangladesh	3
Japan	3
Korea Dem P Rep	3

Total killed and affected people by disasters per 100,000 inhabitants - 2012

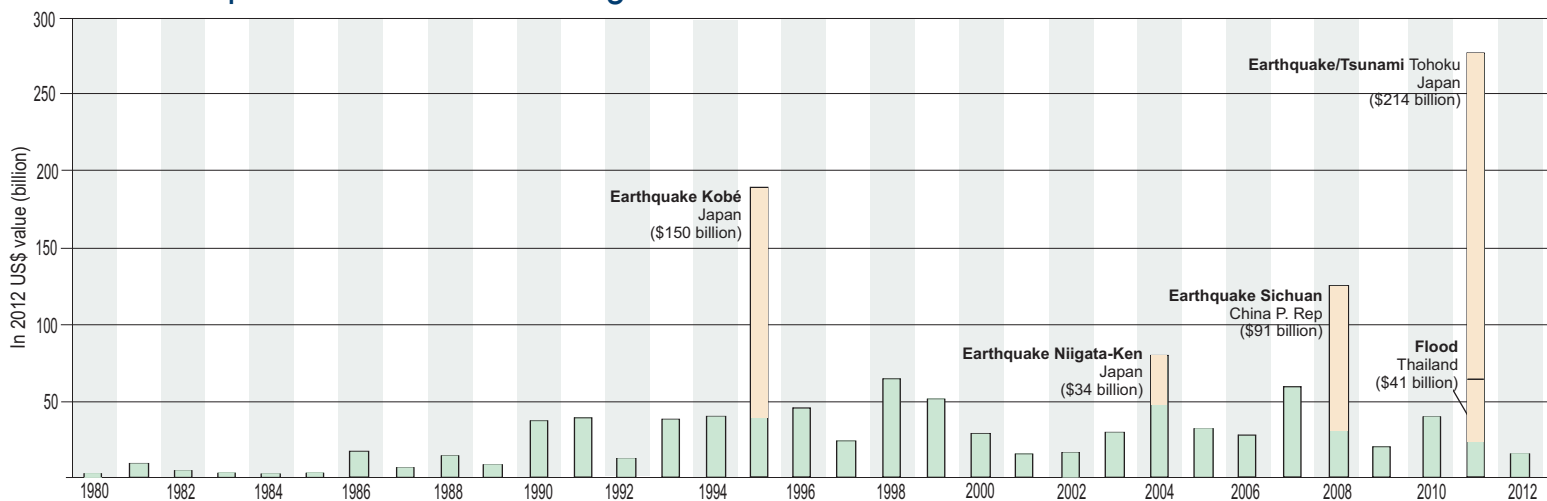
Korea Dem P Rep	13 321
Sri Lanka	8 625
Philippines	6 206
China, P Rep	3 181
Pakistan	2 858
Bangladesh	428
Thailand	339
India	338
Japan	313
Myanmar	176

Time trend of reported disasters,<sup>(2)</sup> 1975-2012



(2): Disasters = Country-level disasters

## Annual reported economic damages from disasters: 1980-2012

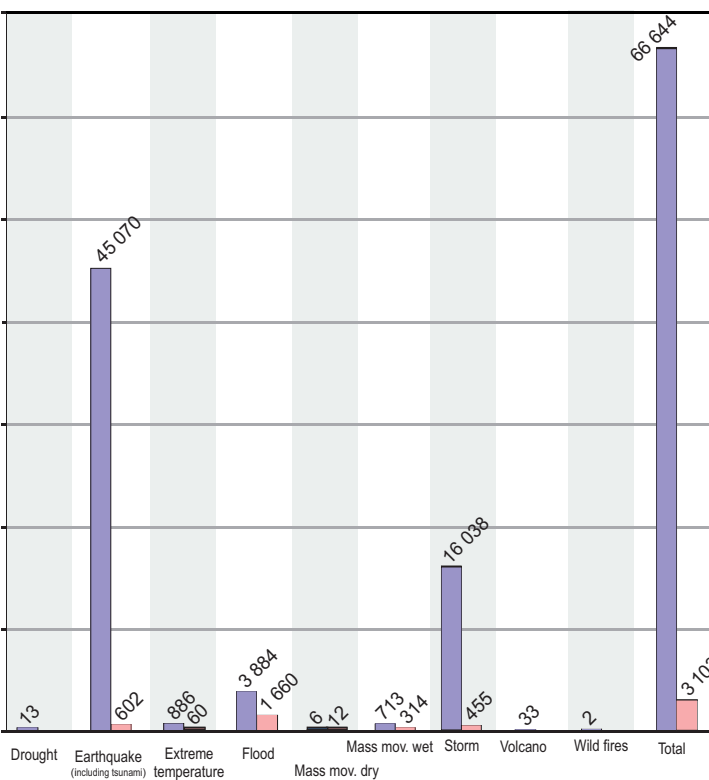


\*: Preliminary data covering the time period January to October 2012, for the Southern, South-Eastern and Eastern Asia regions. Biological and technological disasters are not included.

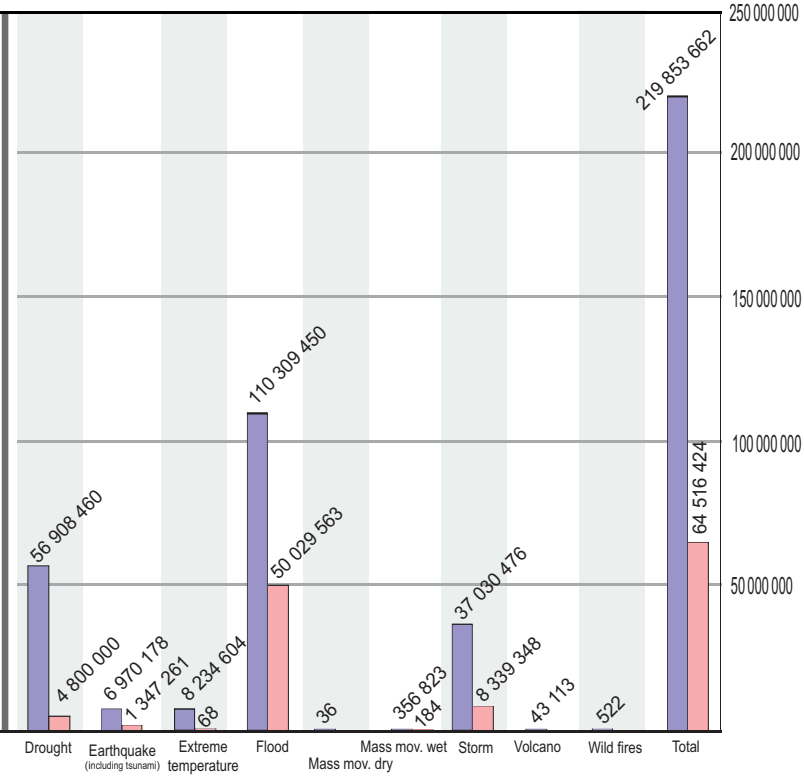
## Human impact by disaster types

Legend: Average 2002-2011 (Purple), 2012 (Red)

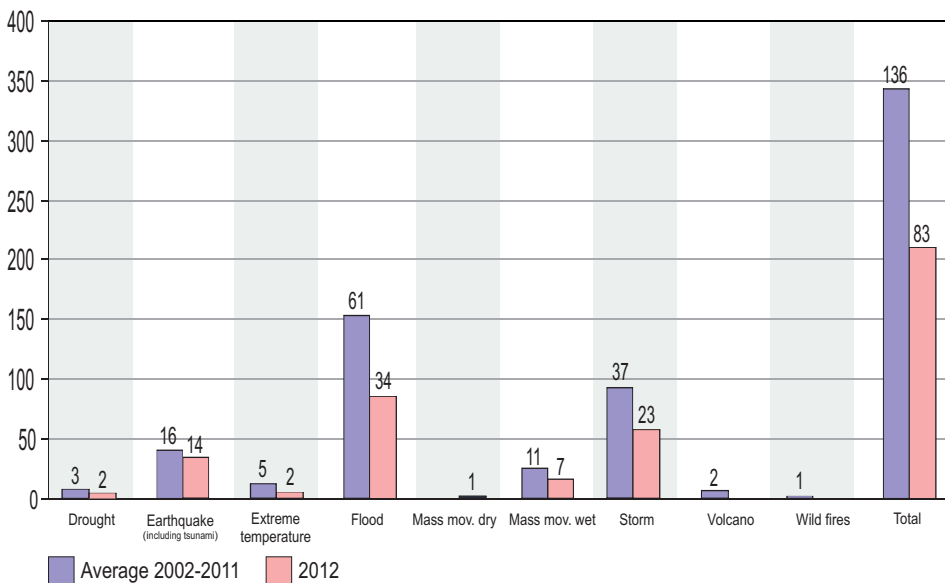
### Total Killed



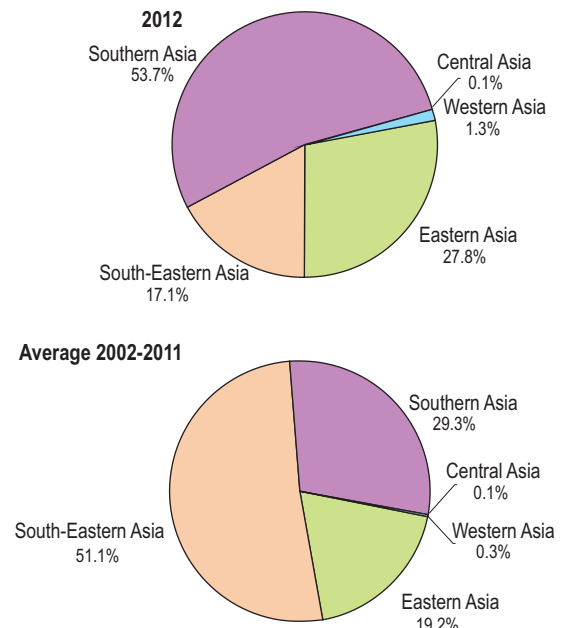
### Total Affected



## Disaster occurrence by disaster type



## Percentage of people killed by disasters in Asia by region



Source of data: EM-DAT: The OFDA/CRED - International Disaster Database [www.emdat.be](http://www.emdat.be) Université catholique de Louvain Brussels - Belgium