

CREC CRUNCH

Issue No. 17

"Disaster Data: A Balanced Perspective"

July 2009

Overview of Natural Disasters in Europe over the last 20 years (1989-2008)

In the past 20 years, Europe suffered significantly from disasters in both human and economic terms. Among them, European Union countries have chalked up major losses due to climate related disasters.

From 1989 to 2008, 953 disasters killed nearly 88,671 people in Europe, affected more than 29 million others and caused a total of 269 US\$ billion economic losses. Compared to the rest of the world, economic loss per capita is high in Europe, partly because it is very densely populated. Italy and Germany have recorded major economic damages mainly due to floods and storms; Spain had the highest number of victims among all European countries and Russia the highest numbers of disasters (120 disasters).

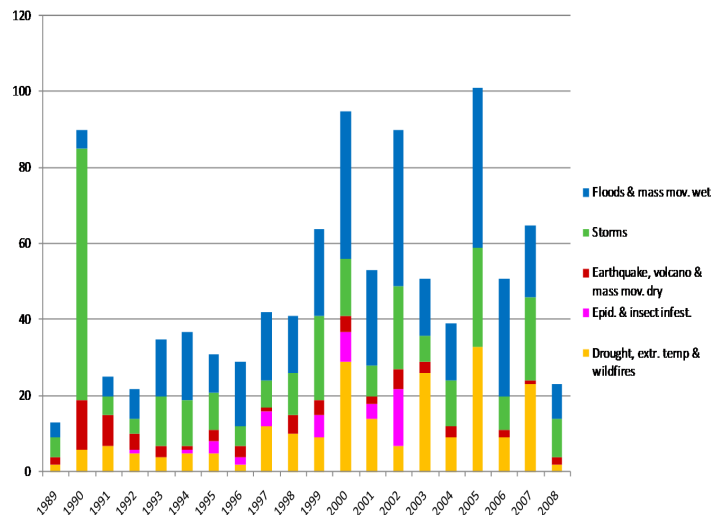
Floods and storms in Europe account for respectively 40 per cent and 33 per cent of the total economic damages for the period 1989-2008. Floods and storms explain part of the economic losses as weather related disasters have devastating effects on infrastructures which have, on average, a higher value in Europe than in Asia or Africa. The trend will probably continue to rise as floods and storms are expected to become more frequent and severe in the future in Europe.

In the first semester of 2009, Europe has already experienced major events: Storm Klaus affected Southern Europe (January), causing at least 25 deaths and nearly 1 billion US\$ of estimated economic losses; the earthquake in Aquila (April) killed almost 300 people, affected 49,000 others and costed 2.5 billion US\$; the recent floods in Central Europe (June), where the rainfalls in some countries were the most heaviest in 50 years, killed dozen people.

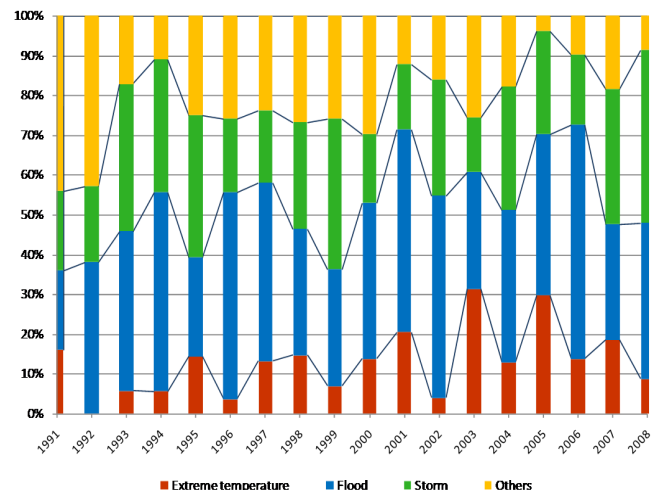
Systematic monitoring of disaster impact in Europe is still weak, making it difficult to estimate the full costs of these events. Much remains to be done for improving data standards that are common across the European region.

Debarati Guha-Sapir
Director, CREC

Natural disasters occurrence in Europe

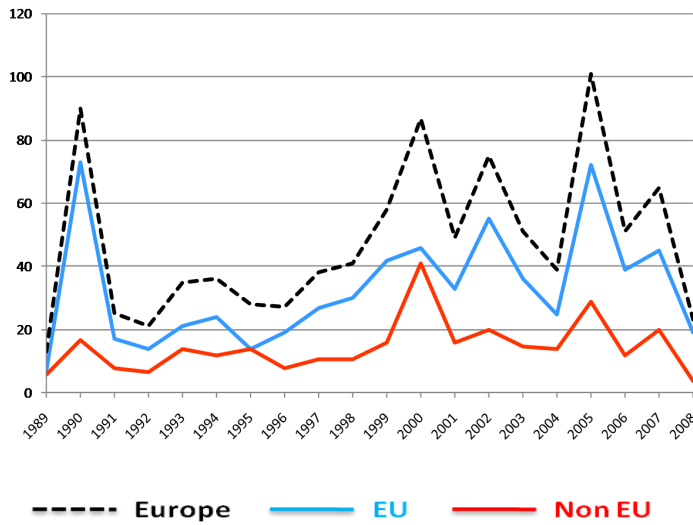


Floods, Storms and Extreme Temperatures: % share in Europe

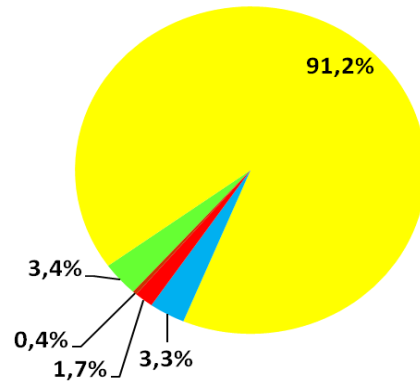


All figures presented in the CREC CRUNCH come from "EM-DAT: The OFDA/CREC International Disaster Database"

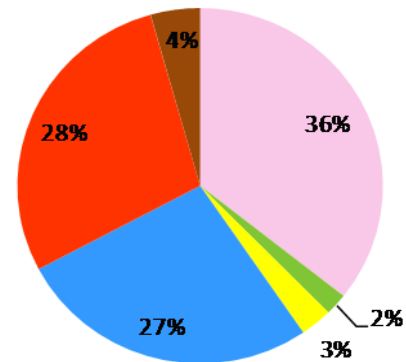
Natural disasters occurrence : EU compared to non EU countries



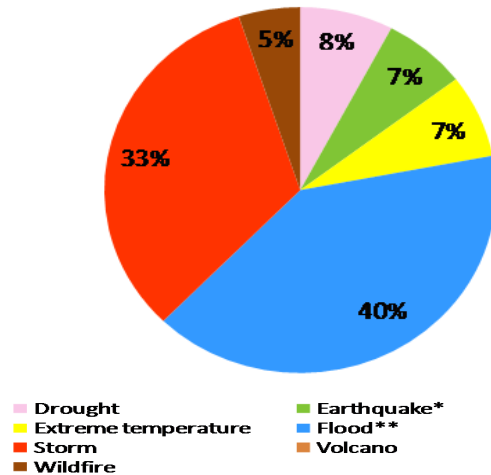
Total Killed



Total Affected People



Economic Losses



* Includes dry mass movements
** Includes wet mass movements

Ranking Europe for disasters and their impact

Top 10 countries in 1989-2008

Incidence	Victims	Econ damage (1000 US\$)	
Russia	Spain	Italy	
France	Russia	Germany	
Romania	Albania	United Kingdom	
Italy	France	France	
United Kingdom	Moldova Rep	Spain	
Germany	Ukraine	Greece	
Spain	Macedonia FRY	Switzerland	
Greece	United Kingdom	Soviet Union	
Bulgaria	Lithuania	Denmark	
Austria	Germany	Austria	
Highest	120 (Russia)	6,044,944 (Spain)	34,155 US\$ Million (Italy)
Lowest	28 (Austria)	578,699 (Germany)	4,922 US\$ Million (Austria)

CRED News

- CRED is pleased to present the Third Edition of the Annual Statistical Review: Numbers and Trends 2008. This 3rd edition analysis the 2008 disaster figures with comparisons to previous years. The report can be downloaded at: http://www.emdat.be/Documents/Publications/ADSR_2008.pdf
- The upcoming EM-DAT Technical Advisory Group meeting will take place in Autumn 2009. More details will be provided soon on our website: www.emdat.be

Please note that disaster data are subject to change as validation and cross-referencing of the sources is undertaken and as new information becomes available. For any enquiries please contact contact@emdat.be or visit www.emdat.be